




Charlie and the Chocolate Factory

Characters	Activity	Resources
 Charlie	A small bucket could be used to represent Charlie, with light tapping on the side. Alternatively: A few notes on a keyboard (a note for each syllable).	Bucket Keyboard
 Grandpa Jo	The same bucket could be used with tapping on the side (a tap per syllable). Alternatively: A few notes on a keyboard (a note for each syllable).	Bucket Keyboard
 Willy Wonka	Any percussion instrument/slide whistle. Alternatively: a few notes on a keyboard (a note for each syllable).	Percussion instruments



Oompa Loompas

Bouncing a large ball on the floor to create a sound.
Alternatively: Any percussion instrument.

Beach ball
Percussion instrument



Augustus Gloop

Stretch the gloop so the children can see it and drop it onto a plastic tray.
Alternatively: Pass gloop around the group to feel.

Gloop or hair gel
Plastic tray



Violet Beauregarde

Pass violet-flavoured sweets around the group to smell and if appropriate to taste.
Alternatively: allow the group to smell violets or cut up purple tissue paper into small pieces to scatter from a height. Support the children to watch the paper fall to the ground.

Violet-flavoured sweets
Violets
Purple tissue paper



Veruca Salt

From a height, pour salt onto black card. Support the children to watch the salt stream.
Alternatively: allow the children to feel and smell salt.

Salt
Black paper



Mike Teavee

A very short clip of a TV show/TV static.
Alternatively: Shake keys.

Alternatively: If appropriate, allow the children to taste some popping candy.

Clip of TV show/static
Keys
Popping candy

Rooms and Events	Activity	Resources
<p>The Chocolate Room – where chocolate is churned and mixed by waterfall. Augustus Gloop falls into the river and is sucked into the pipe.</p>	<p>Melt chocolate and pour from a height into a tray. Allow the students to watch the chocolate being poured and then smell, touch and taste (if appropriate).</p> <p>Alternatively: Use water mixed with cocoa/hot chocolate powder. If appropriate, hand out small pieces of chocolate to touch, smell and taste.</p> <p>For Augustus being sucked into the pipe, you can create a noise using a slide whistle.</p>	<p>Chocolate Bowl/jug Tray</p> <p>Water Cocoa/hot chocolate Pieces of chocolate</p> <p>Slide whistle</p>
<p>The Inventing Room The Everlasting Gobstopper Three Course Dinner Chewing gum. Violet eats some of the gum tasting tomato soup, roast beef and blueberry pie. Violet turns into a blueberry.</p>	<p>For the everlasting gobstopper, mix playdough with some sweets to hand around the group to touch and smell.</p> <p>Tomato soup – prepare some tomato soup for the group to see, smell and if appropriate taste.</p> <p>Alternatively: cover a spoon in red paint/ketchup/tomato puree and drip this over a saucepan. Support the children to watch the drips and if ketchup/tomato puree is</p>	<p>Playdough Sweets</p> <p>Tomato soup Saucepan/Pan</p> <p>Red paint/ketchup/tomato puree Spoon Saucepan</p>

	<p>used, to smell.</p> <p>Roast beef – use a crumbled stock cube in a small container and pass around the group to smell.</p> <p>Alternatively: mix the stock cube with water and again allow the children to smell.</p> <p>Blueberry – pass blueberries around the group to smell, touch and taste.</p> <p>Alternatively: drop some blueberries from a height and allow them to splat onto a tray. Support the children to watch and smell the blueberries.</p>	<p>Stock cube Small container</p> <p>Stock cube Water Jug Blueberries</p> <p>Blueberries Tray</p>
<p>The Nut Room – where squirrels sort the nuts. Veruca gets pushed into a garbage chute.</p>	<p>Pine cones can be used to represent the nuts (if in a nut-free environment). These can be rolled on a surface and children can touch them.</p> <p>Squirrels – use a piece of furry material. Allow the children to feel this against their arms.</p>	<p>Pine cones</p> <p>Furry material</p>
<p>The Television Room Mike wants to be transported by TV resulting in him being shrunk.</p>	<p>A clip of TV static or a TV show. Slide whistle for the sound of Mike being shrunk.</p>	<p>Clip of a TV show/static</p> <p>Slide whistle</p>

Transport	Activity	Resources
<p>The Pink Sweet Boat</p>	<p>Use a toy boat in a clear tray of water. Allow the water to splash and, if appropriate, allow the children to feel the water splashing.</p>	<p>Toy boat Clear tray Water</p>
<p>The Great Glass Elevator Charlie is allowed to press the 'Up and Out' button.</p>	<p>Support the children to crouch and jump as 'Up and Out' is said.</p> <p>Alternatively: blow up a balloon and release it to zoom around the room.</p>	<p>Balloon</p>