

Make your own Giant Bubbles



30  minutes

Thirty



6 → **12**  years

Six to twelve



Equipment

1



A large bowl

2

1



One litre of hot water



3

250



250

ml

of washing up liquid

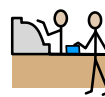


4



Glycerine

- You can



buy



online



and



in supermarkets.




Make your own Giant Bubbles





Equipment



5

2 **x** **1**  **m**
2 x 1 metre bamboo canes

6

1  **m** 
1 metre piece of string

7

2  **m** 
2 metre piece of string



Make your own Giant Bubbles



Method:



Create



bubble



solution

1



Pour

1

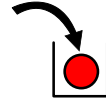
litre



litre



hot water



into

a



large bowl

2



Add

250

250



ml

of



washing up liquid

3



Add

4

4



tablespoons

of



glycerine

4



Stir

+

and



wait



until next day.



Make your own Giant Bubbles

Method: Create bubble wand

1

Tie 1 metre piece of string to the end of both canes

2

Tie 2 metre piece of string to the end of both canes

3

The string makes a mouth shape

4

The mouth shape is good for making giant bubbles



Make your own Giant Bubbles



Method: Blowing bubbles

1

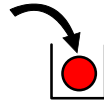


Dip

the



string



into

the

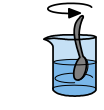


bowl

of



bubble

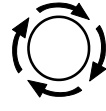


solution

2

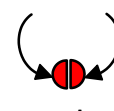


Swirl bubble wand



around

to



make



bubbles

3



What is

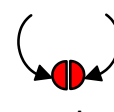


the best




motion

to



make



giant



bubbles?

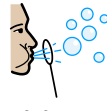
4



Who



can




blow



the biggest



bubbles?



Make your own Giant Bubbles



Safety



warnings

1



Supervise



young children

2



Caution



hot water

3



Do not



eat



washing up liquid