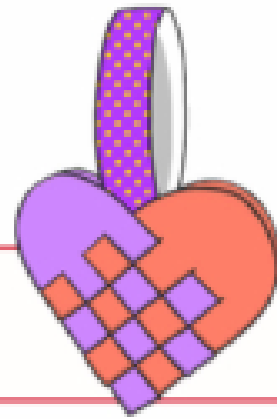
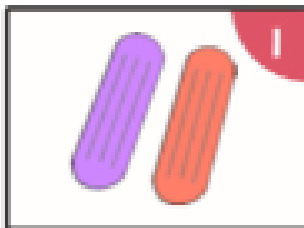


Woven Paper Heart




You will need:

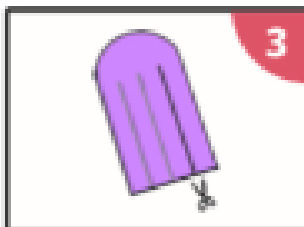
- Simple Woven Paper Heart Activity Paper Craft
- Scissors



Cut around the edge of the two sections, following the solid black lines.




Next, fold down the dotted lines to create hill folds.



Now cut down the central solid black lines on each section, stopping before you reach each edge.



Interlock the strips together by taking one strip at a time and weaving it using an under/over motion so that the two colours are combined and begin to resemble a heart.



Slide the strip sections tightly into position to achieve a neat woven heart.

